

Tuesday, February 19, 2019

- You need a sketchbook and pencil; all else to front.
- Complete warm-up.
- Collect project from the drawer.

Answer in 2-3 complete sentences.

What is BALANCE in a painting? What are the 3 types learned in class? Which one does this painting have?




Today, we will:

Work on Camo Painting Project

**Periods 2 and 6: CLAY
REVIEW and CLAY QUIZ
THURSDAY**

SB7 and SB8: DUE 2/20 or 21

- Imaginary animal—combine 3 existing animals to create a new one; give it a name; fill page; color/shade
- Free sketch



Wed., February 20, 2019

- Turn in sketchbooks to bin on front table.
- Put ALL of your stuff at the front of room.

Today, we will:

Construct plaster masks


Can you solve the following visual puns?



SB9: Due 2/27 or 2/28

Parts of the face

- Practice drawing eyes, nose, mouth, etc. 3 MINIMUM
- Draw how it really looks, not how you think it looks
- Add as many details as you can
- Fill the page



Thur., February 21, 2019

Periods 2 and 6:

- Turn in clay review to orange bin.
- Stack sketchbooks on table.
- You need a pencil; all else to front of room.

Today, we will:

Take clay quiz

Paint our monsters


Can you solve the following visual puns?



SB9: Due 2/27 or 2/28

Parts of the face

- Practice drawing eyes, nose, mouth, etc. 3 MINIMUM
- Draw how it really looks, not how you think it looks
- Add as many details as you can
- Fill the page




Thur., February 21, 2019

- Turn in sketchbooks to bin on front table.
- Put ALL of your stuff at the front of room.

Today, we will:

Construct plaster masks

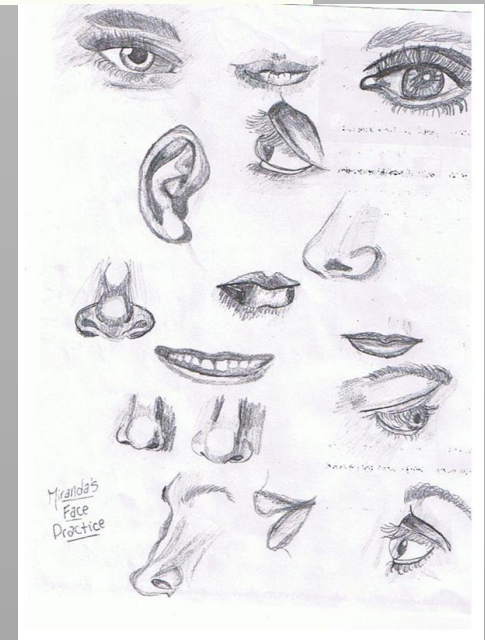
Can you solve the following visual puns?



SB9: Due 2/27 or 2/28

Parts of the face

- Practice drawing eyes, nose, mouth, etc. 3 MINIMUM
- Draw how it really looks, not how you think it looks
- Add as many details as you can
- Fill the page




Friday, February 22, 2019

- You need sketchbook and pencil; all else to front.
- Complete warm-up.

Answer the following in 2-3 complete sentences.

What is the FOCAL POINT of this painting? What did the artist do to emphasize it?

Alexander Calder, Saucers Skirting a Planet, 1968



Today, we will:

1, 4, 5: Introduce Plaster Masks

2, 6: Work on Camo Painting

SB9: Due 2/27 or 2/28

Parts of the face

- Practice drawing eyes, nose, mouth, etc. 3 MINIMUM
- Draw how it really looks, not how you think it looks
- Add as many details as you can
- Fill the page

